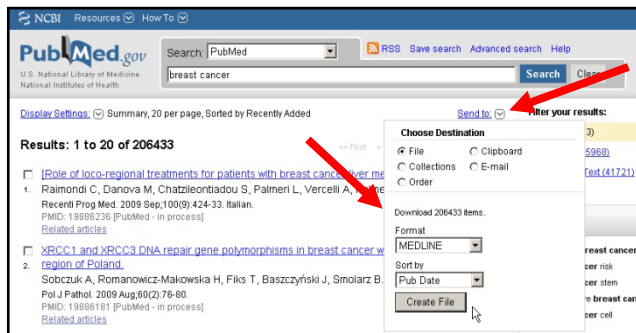




Gustave L. & Janet W. Levy Library · Mount Sinai School of Medicine  
Reference Department · 212-241-7793 or 212-241-7204 · <http://www.mssm.edu/library>  
**Importing PubMed citations into an EndNote X3 Library**

EndNote X3 allows you to export references found by searching PubMed and import them directly into your EndNote X3 library. This method is recommended if you are searching for broad concepts resulting in large record sets.



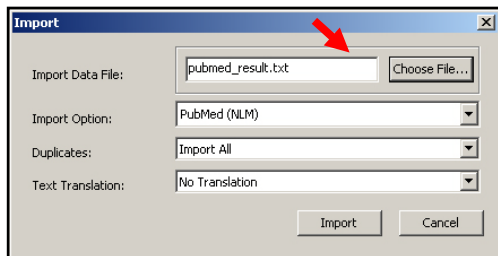
To Export your search results to a file select **Send to:** and then **File** in the drop down box.

Next, select **MEDLINE** from **format** and then **Create File**.

When your browser prompts you, be sure to **Save** the file to disk.

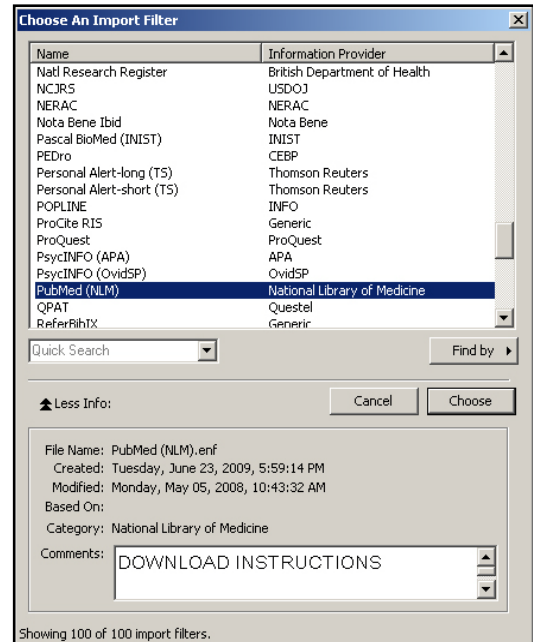
To Import References into EndNote X3, select **Import** from the **File** menu or the tool bar.

Select your saved PubMed results using **Choose File**.



For Import Options select **Other Filters** then wait for the menu window to load.

Scroll down the alphabetical list of import filters and select **PubMed (NLM)**.



You can choose to eliminate duplicates upon importing (you can always eliminate any duplicates later with the Find Duplicates tool). PubMed needs no text translation.

Click **Import** once your file has completed uploading, and the references will be added to your EndNote X3 library.